Multiple District D

As of October 2026 Cumulative

Year	New Clubs	Dropped Clubs	Gain/ Loss Clubs	New Members	Charter Members	Reinstate Members	Transfer Members	Total Member Added	Total Members Dropped	Gain/ Loss Members
2022-2023	11	6	5	1,037	338	136	32	1,543	1,814	-271
2023-2024	10	16	-6	1,043	286	96	53	1,478	1,616	-138
2024-2025	25	9	16	1,351	632	234	72	2,289	1,705	584
2025-2026	20	10	10	979	497	73	57	1,606	1,636	-30
2026-2027	2	2	0	335	51	22	26	434	313	121
Average	**14**	**9**	**5**	**949**	**361**	**112**	**48**	**1,470**	**1,417**	**53**

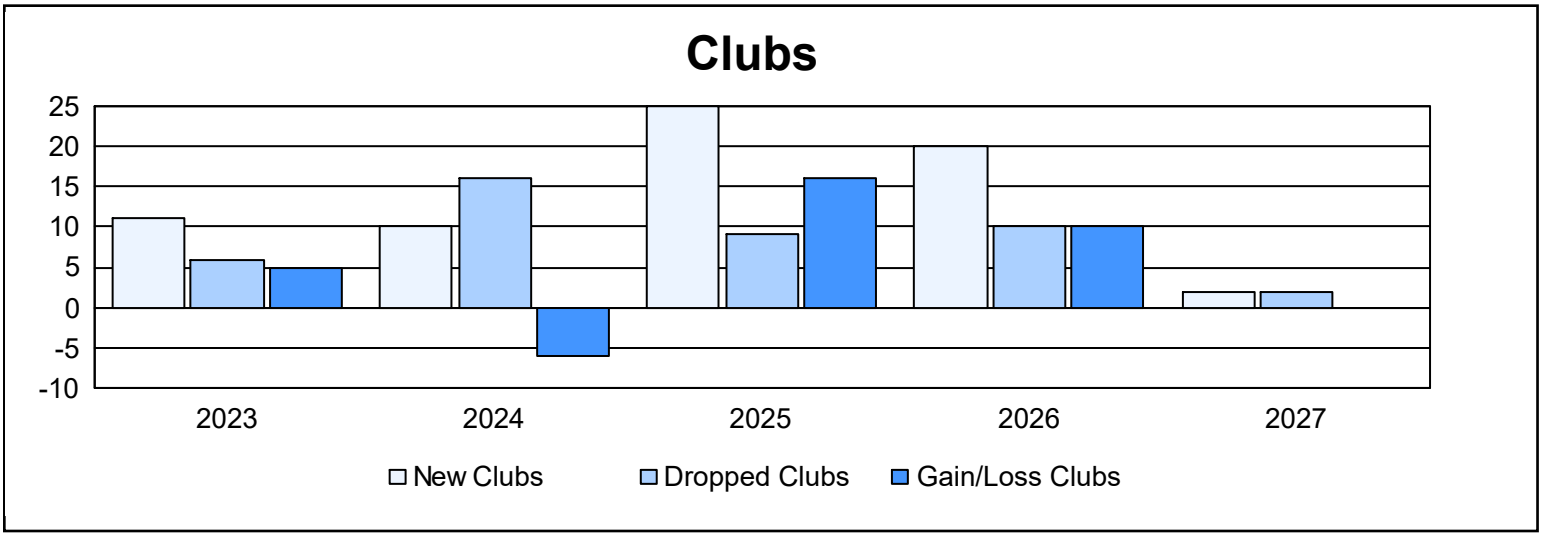

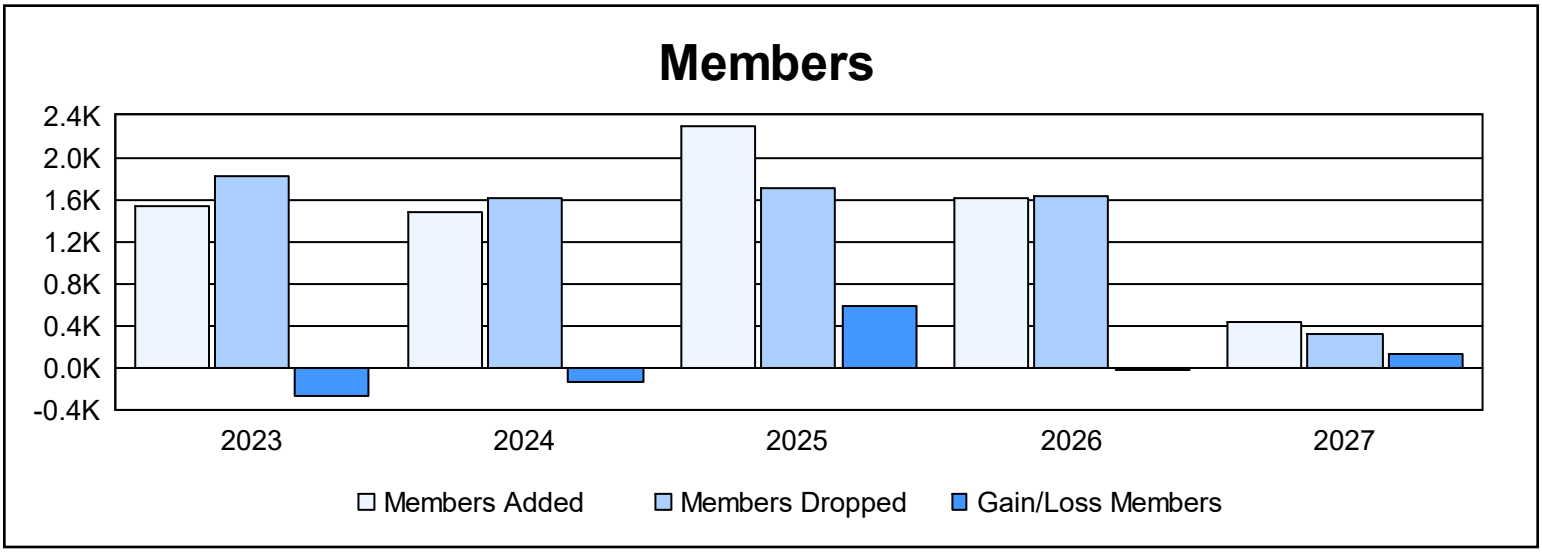

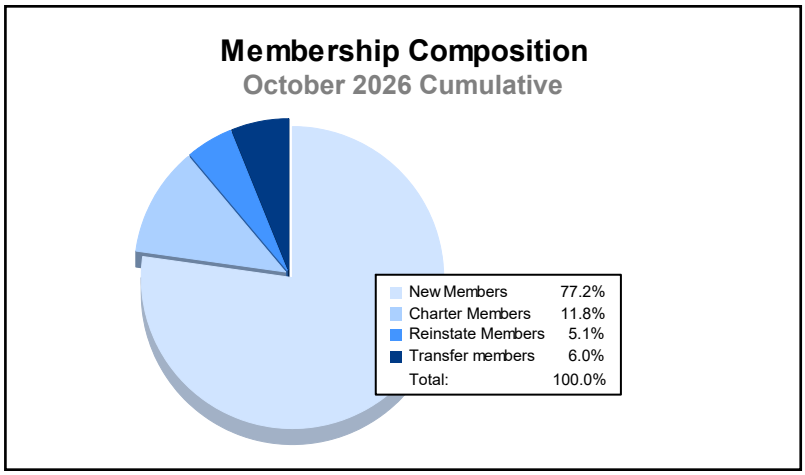
Membership Composition
October 2026 Cumulative
New Members 77.2%
Charter Members 11.8%
Reinstate Members 5.1%
Transfer members 6.0%
Total: 100.0%

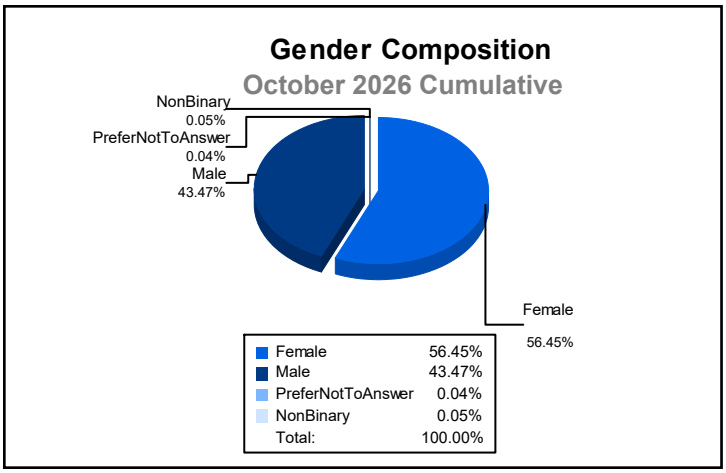
Gender Composition
October 2026 Cumulative
NonBinary
0.05%
PreferNotToAnswer
0.04%
Male
43.47%
Female
56.45%
Female 56.45%
Male 43.47%
PreferNotToAnswer 0.04%
NonBinary 0.05%
Total: 100.00%